

Project

Quantity

Item #

Model Specified:

CSI Section 11400

"N-Width" Reach-In Freezer Models/ Self-Contained



INTELA-TRAUL®
Equipped!



Model RLT232NUT-FHS
(shown with standard left/right hinging)



Stainless Exterior
& Interior



Stainless Exterior,
Anodized
Aluminum Interior

Two & Three Section Models, 32" Deep

2-Section Full Length Door Model	RLT232NUT-FHS
3-Section Full Length Door Model	RLT332NUT-FHS
2-Section Half Length Door Model	RLT232NUT-HHS
3-Section Half Length Door Model	RLT332NUT-HHS

2-Section Full Length Door Model	ALT232NUT-FHS
3-Section Full Length Door Model	ALT332NUT-FHS
2-Section Half Length Door Model	ALT232NUT-HHS
3-Section Half Length Door Model	ALT332NUT-HHS

The R & A Series represent Traulsen's Top-of-the-Line product offering. The "N-Width" reach-in freezer models are all designed to offer maximum interior storage capacity within a slightly narrower left to right footprint. Each is supplied standard with such high quality features as balanced refrigeration systems, microprocessor controls, communications ability and stainless steel exteriors. Additionally, they offer the widest range of optional accessories to choose from, and can be specified for use with many different applications, including: Foodservice, Correctional, Institutional, Export, etc.

Standard Product Features

- R-Series: Stainless Steel Exterior & Interior
- A-Series: Stainless Steel Exterior/Anodized Aluminum Interior
- INTELA-TRAUL® Microprocessor Control System
- Balanced, Self-Contained Refrigeration System Using R-404A
- Scroll Blower Type Evaporator Fan
- Biased Return Air Duct
- Full or Half Length Stainless Steel Doors With Locks
- Self-Closing Doors With Stay Open Feature At 120 Degrees
- Guaranteed For Life Cam-Lift Hinges
- Guaranteed For Life Horizontal Work Flow Door Handles
- Standard Door Hinging: 232N = Left/Right, 332N = Left/Right/Right (other hings available)
- Automatically Activated Incandescent Lights
- Stainless Steel Breaker Caps
- Three Chrome Plated Adjustable Shelves Per Section, Supported On Shelf Pins (installed at the factory)
- Automatic Non-Electric Condensate Evaporator
- Magnetic Snap-In Door Gaskets
- Gasket Protecting Metal Door Liner
- Controllable Anti-Condensate Door Perimeter Heaters
- Thermostatic Expansion Valve Metering Device
- Stainless Steel One-Piece Louver Assembly
- 9' Cord & Plug Attached
- Set of Four (4) 6" High Adjustable Stainless Steel Legs
- One Year Parts And Labor Warranty
- Two Year Control Warranty (parts and labor)
- Five Year Compressor Warranty

Options & Accessories

- Stainless Steel Finished Back With Rear Louvers
- Kool Klad Exterior Laminate Decor (specify brand/color)
- Modification For -10°F Operation
- Optional 208/115/60/1 or 220/50/1 Voltages
- Remote Applications (see spec sheet 12-2 for more details)
- Prison/Correctional Facilities Package
- Re-Hinging Feature For Door(s)
- Locking Hasps (padlocks supplied by others)
- Additional Chrome Plated Shelves
- Stainless Steel Shelves In Lieu of Standard Chrome Plated
- No. 1 Type Tray Slides To Accommodate either (1) 18" x 26" or (2) 14" x 18" Sheet Pans, Adjustable To 2" O.C.
- No. 2 Type Tray Slides To Accommodate (1) 18" x 26" Sheet Pans, Adjustable To 2" O.C.
- No. 3 Type Tray Slides To Accommodate (2) 12" x 20" Steam Table Pans, Adjustable To 2" O.C.
- No. 4 Type Tray Slides To Accommodate (1) 18" x 26" Sheet Pans (chrome rod type, equips 1/2 section)
- Universal Type Tray Slides To Accommodate Either (1) 18" x 26" or (2) 14" x 18" Sheet Pans, or (2) 12" x 20" Steam Table Pans, Adjustable To 4" O.C.
- Optional Cabinet Supports (in lieu of legs): 4-5/8" or 6" High Casters, 4-1/2" High Stainless Steel Base
- 6" High Stainless Steel Kickplate (for use with standard legs)
- Two Year Service/Labor Warranty Available



Listed by Underwriters Laboratories Inc., to
U.S. and Canadian safety standards and
Listed by NSF International.

Approval: _____



TRAULSEN
4401 BLUE MOUND RD.
PHONE 1 (800) 825-8220
Website: www.traulsen.com

FT. WORTH, TX 76106
FAX-MKTG. 1 (817) 624-4302

SECTION
1-9

Project

Quantity

Item #

Model Specified:

CSI Section 11400

Specifications

Construction, Hardware and Insulation

Cabinet exterior front, one piece sides, louver assembly and doors are constructed of 20 gauge stainless steel with #4 finish. Cabinet interior and door liners are constructed of stainless steel (anodized aluminum in the A-Series). The exterior cabinet top, back and bottom are constructed of heavy gauge aluminized steel. A set of four (4) adjustable 6" high stainless steel legs are included.

Doors are equipped with a gasket protecting metal door pan, removable plug cylinder locks and guaranteed for life cam-lift, gravity action, self-closing metal, glide hinges with stay open feature at 120 degrees. Hinges include a concealed switch to automatically activate the interior incandescent lighting. Guaranteed for life, work flow door handles are mounted horizontally over recess in door which limits protrusion from door face into aiseways. Doors have seamless, polished metal corners.

Easily removable for cleaning, vinyl magnetic door gasket assures tight door seal. Anti condensate heaters are located behind each door opening.

Both the cabinet and door(s) are insulated with an average of 2" thick high density, non-CFC, foamed in place polyurethane.

DIMENSIONAL DATA	R/ALT232NUT	R/ALT332NUT
Net capacity cu. ft.	46.0 (1303 cu l)	69.5 (1969 cu l)
Length - overall in.	52 $\frac{1}{8}$ (132.4 cm)	76 $\frac{5}{16}$ (193.8 cm)
Depth - overall in.	35 (88.8 cm)	35 (88.8 cm)
Depth - less handle in.	33 $\frac{3}{4}$ (84.4 cm)	33 $\frac{3}{4}$ (84.4 cm)
Depth - over body in.	32 (81.3 cm)	32 (81.3 cm)
Depth - door open 90° in.	57 $\frac{7}{8}$ (146.3 cm)	57 $\frac{7}{8}$ (146.3 cm)
Clear door width in.	21 $\frac{1}{8}$ (53.6 cm)	21 $\frac{1}{8}$ (53.6 cm)
Clear half-door height in.	27 $\frac{1}{2}$ (69.9 cm)	27 $\frac{1}{2}$ (69.9 cm)
Clear full-door height in.	57 $\frac{7}{8}$ (146.3 cm)	57 $\frac{7}{8}$ (146.3 cm)
Height - overall on 6" legs	83 $\frac{3}{4}$ (211.5 cm)	83 $\frac{3}{4}$ (211.5 cm)
RLT Net Wt. lbs. ¹	655 (297 kg)	870 (395 kg)
ALT Net Wt. lbs. ¹	600 (272 kg)	770 (349 kg)
No. Standard Shelves	6	9
Shelf area sq. ft. ²	34.6 (3.21 sq m)	51.9 (4.82 sq m)

STANDARD ELECTRICAL & REFRIGERATION DATA

Voltage	115/60/1	208/115/60/1
Feed wires with Ground	3	4
Full load amperes	14.9	11.0
Refrigerant	R-404A	R-404A
BTU/HR H.P. ³	3790 ($\frac{3}{4}$ HP)	4710 (1 HP)

ELECTRICAL & REF'N DATA FOR UNITS BUILT WITH -10 DEGREE OPTION

Voltage	115/60/1	208/115/60/1
Feed wires with Ground	3	4
Full load amperes	14.9	11.0
Refrigerant	R-404A	R-404A
BTU/HR H.P. ³	2690 (1 HP)	3730 (1 HP)

NOTES

NOTE: Figures in parentheses reflect metric equivalents.

1= For shipping weights and dimensions please refer to spec sheet 12-4.

2= Area of standard shelf compliant only, does not include storage area of additional shelves or available on cabinet bottom.

3= Based on a 90 degree F ambient and -20 degree F evaporator. For information on remote models, please refer to spec sheet 12-2.



**Two Section Models
Equipped With One
NEMA 5-20P Plug**



**Three Section Models
Equipped With One
NEMA L14-20P Plug**

NOTE: Full load amps and plug style may vary depending on electrical options chosen and condensing unit employed.

NOTE: When ordering please specify: Voltage, Hinging, Door Size, Options and any additional warranties.

Continued product development may necessitate specification changes without notice.

Part No. TR35763 (revised 1/07)

Refrigeration System

A top mounted, self-contained, balanced refrigeration system using R-404A refrigerant is conveniently located behind the one piece louver assembly. It features an easy to clean front facing condenser, thermostatic expansion valve, air-cooled hermetic compressor, plenum effect blower coil, large, high humidity evaporator coil located outside the food zone and a top mounted non-electric condensate evaporator. Biased return air duct protects against introduction of warm kitchen air, promoting even temperature maintenance and efficient operation. A 9' cord and plug is provided. Standard operating temperature is 0 to -5°F.

Controller

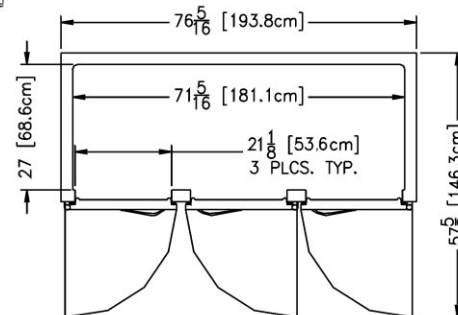
The easy to use water resistant INTELA-TRAUL® microprocessor control system is supplied standard. Unit is NAFEM Data Protocol communication (NDP) ready. Optional hardware required to be NDP compliant. Third party software required for network connection. It includes a 3-Digit LED Display, Fahrenheit or Celsius Temperature Scale Display Capability, Defrost Lockouts, and an RS485 data port. In addition it includes audio/visual alarms for: Hi/Lo Cabinet Temperature, Door Open, Clean Condenser, Evaporator Coil and Discharge Line Sensor Failures, and Power Supply Interruption.

Interior

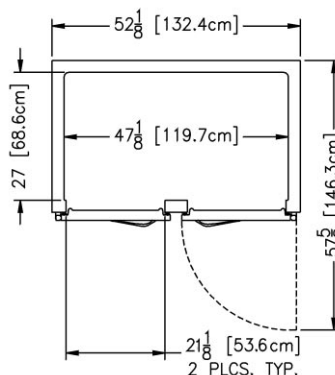
Standard interior arrangements include three (3) chrome plated wire shelves per section, mounted on shelf pins. Shelves are full-width, and do not have any large gaps between them requiring the use of "bridge" or "junior shelves." Recommended load limit per shelf should not exceed 225 lbs. Optional tray slides may be purchased in combination with, or in lieu of these. Both standard and optional interior arrangements are completely installed at the factory.

Warranties

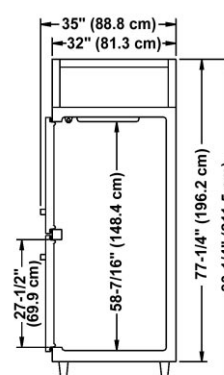
Both a one year parts and labor warranty and a five year compressor warranty (self-contained models only) are provided standard. An optional 2nd year extended parts and labor warranty is also available. In addition the INTELA-TRAUL® control is warranted by a two year parts and labor warranty.



Plan - R/ALT332NUT



Plan - R/ALT232NUT



Section - All Models